

Como fazer um Report:

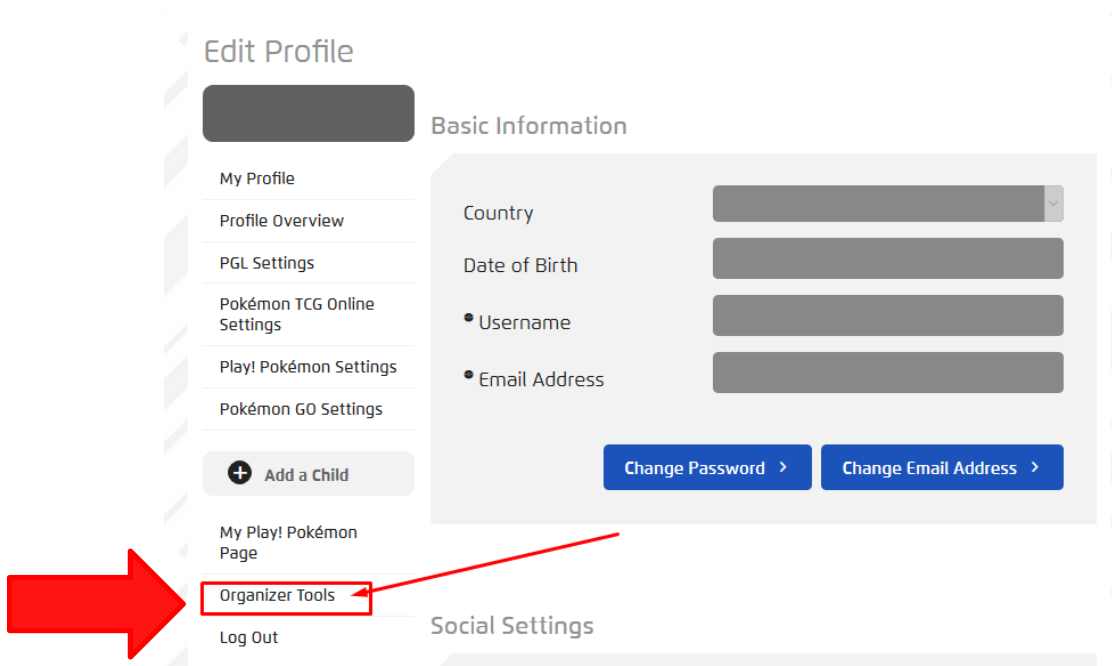
Sua Liga foi aprovada e agora é a hora saber como fazer os procedimentos do Report:

1º Passo – Etapa: Entrando na Liga:

Entre no site: www.pokemon.com e faça o seu login.

2º Passo:

Clique em “Organizer Tools”



3º Passo:

Clique no nome da sua Liga

The screenshot shows a user profile interface. At the top, there is a dark grey bar with the text 'VG Judge' and a green 'Apply' button. Below this is a 'Professor History' button. The main section is titled 'My Current Activities' and contains a table with two columns: 'League Name' and 'Status'. The table has one row with 'Liga' in the first column and 'Inactive' in the second. A large red arrow points to the 'Liga' text, and a smaller red arrow points to the 'Inactive' text. Below the table is a 'View All My Activities' button. At the bottom, there is a section for 'My Professor Points'.

4º Passo – Etapa: Agendado o evento:

Clique em “Add Play Times”

League Details for

Pokémon Leagues are a fun way to get involved in playing pokemon games with other Pokémon fans. The Pokémon event information below explains where and when a Pokémon League event is taking place near you. For more information about this league location, please contact the organizer listed below. Learn more about Pokémon Leagues, including information on how to start your own league, [here](#).

League Overview

Application: Approved

Status: Inactive

Contact Information

Contact: Carina Okada

Email: carina.okada@copag.com.br

Leaders:

[Edit Leaders](#)

Current Season

[Add Play Times](#)

[Order Submitted](#)

[Add Play Times](#)

Delphox 30 June, 2014 to 6 Aug, 2014

Next Season: Greninja 11 Aug, 2014 to 15 Sep, 2014

Games Played At This League

Pokémon Trading Card Game

[Edit](#)

Upcoming Play Times

League Calendar

[Previous](#) [Next](#)
July

5º Passo:

Escolha as datas, dias da semana e horário que acontecerão as Ligas.

ORGANIZED PLAY
PLAYER ID:

OP Tools Dashboard

- Player Information
- Organizer Information
- Professors
- Log Out

Add play times for Liga

Please schedule the play times for each of your leagues sessions below by choosing a time interval and checking the dates. If you would like to add more than one block of time, you need to schedule each block separately. Once you are finished, click on the buttons at the bottom of the page.

Start time: 12:00PM
End time: 02:00PM

Invert | Select none

Click to select all the corresponding weekdays.


Monday Tuesday Wednesday Thursday Friday Saturday Sunday

July August

| Mon | Tue | Wed | Thu | Fri | Sat | Sun | Mon | Tue | Wed | Thu | Fri | Sat | Sun |
|-----|-----|-----|-----|-----|-----|-----|-----|-----|-----|-----|-----|-----|-----|
| | | | | 18 | 19 | 20 | | | | | 1 | 2 | 3 |
| 21 | 22 | 23 | 24 | 25 | 26 | 27 | 4 | 5 | 6 | 7 | 8 | 9 | 10 |
| 28 | 29 | 30 | 31 | | | | 11 | 12 | 13 | 14 | 15 | 16 | 17 |
| | | | | | | | 18 | 19 | 20 | 21 | 22 | 23 | 24 |

Depois, de selecionar clique em “Save” e esses serão os dias da sua Liga.

| Mon | Tue | Wed | Thu | Fri | Sat | Sun | Mon | Tue | Wed | Thu | Fri | Sat | Sun |
|-----|-----|-----|-----|-----|-----|-----|-----|-----|-----|-----|-----|-----|-----|
| | | | | | 1 | 2 | 1 | 2 | 3 | 4 | 5 | 6 | 7 |
| 3 | 4 | 5 | 6 | 7 | 8 | 9 | 8 | 9 | 10 | 11 | 12 | 13 | 14 |
| 10 | 11 | 12 | 13 | 14 | 15 | 16 | 15 | 16 | 17 | 18 | 19 | 20 | 21 |
| 17 | 18 | 19 | 20 | 21 | 22 | 23 | 22 | 23 | 24 | 25 | 26 | 27 | 28 |
| 24 | 25 | 26 | 27 | 28 | 29 | 30 | 29 | 30 | 31 | | | | |

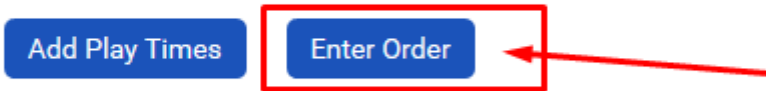
Return to league details  Save

6º Passo – Etapa: Order – Solicitando material:

Espere alguns minutos e atualize a página.

Agora aparecerá o botão de “Enter Order” clique nele e faça o pedido de materiais

Current Season



Gear Season September 01, 2016 to September 30, 2016

Next Season: Rescue Season October 01, 2016 to October 31, 2016

7º Passo – Etapa: Report:

No dia da sua Liga, entre no site da Pokémon (www.pokemon.com) e repita os passos de 1 à 3.

Depois, clique em “Add More Players”.

The screenshot shows the Pokémon website's navigation bar with tabs for Explore Pokémon, Watch Pokémon TV, Play Games, Trading Card Game, Video Games, and Attend Events. Below this is the 'League Details' section, which includes buttons for 'View Orders', 'League Application', and 'Admin'. A paragraph of text explains that Pokémon Leagues are a fun way to get involved in playing Pokémon games with other fans. The 'League Overview' section displays fields for League ID, Application, and Status. The 'Contact Information' section lists fields for Contact, Email, Phone, and Website. The 'Current Season' section shows a bar with 'Report Season' and 'Place Season Order' tabs. Below this, there are buttons for 'Add More Players' (highlighted with a red box and arrow), 'Add Report', and 'Badge Cas. Orders'. The 'Next Season' is listed as Greninja 11 Aug, 2014 to 15 Sep, 2014. The 'Games Played At This League' section lists 'Pokémon Trading Card Game'.

8º Passo:

Insira os jogadores que compareceram a Liga.

Below are lists of players who have participated in one or more sessions at your league. The players on the left participated in past seasons. Those on the right are players who you have added to the season displayed. Please use the "Add" and "Remove" checkboxes and click the Update button to move players from one list to the other. Your order for next season will depend on the number of players participating *this* season.

| Add past players | | Chestnaught | |
|-------------------|------|--------------------------|-------------------------------------|
| No results found. | | | |
| Player ID | Name | | |
| 768399 | xxxx | <input type="checkbox"/> | <input checked="" type="checkbox"/> |
| Total players: 1 | | | |

If any new players joined your league this season, please enter their information below. Click the Update button to add them to this season's Player Roster and return to this page.

If you need more Player ID numbers please [click here](#). And if you have any problems uploading players, please visit the [Customer Service](#) for more information.

| Player ID | First Name | Last Name | Birth Date |
|----------------------|----------------------|----------------------|---|
| <input type="text"/> | <input type="text"/> | <input type="text"/> | <input type="text" value="yyyy-mm-dd"/> |
| <input type="text"/> | <input type="text"/> | <input type="text"/> | <input type="text" value="yyyy-mm-dd"/> |
| <input type="text"/> | <input type="text"/> | <input type="text"/> | <input type="text" value="yyyy-mm-dd"/> |
| <input type="text"/> | <input type="text"/> | <input type="text"/> | <input type="text" value="yyyy-mm-dd"/> |

Caso haja novos jogadores, preencha os campos de Player ID; Nome; Sobrenome e Data de nascimento.

Below are lists of players who have participated in one or more sessions at your league. The players on the left participated in past seasons. Those on the right are players who you have added to the season displayed. Please use the "Add" and "Remove" checkboxes and click the Update button to move players from one list to the other. Your order for next season will depend on the number of players participating *this* season.

Player Information
Organizer Information
Professors
Log Out

| Add past players | | Chestnaught | |
|-------------------|--|-------------|--|
| No results found. | | | |

Caso haja novos jogadores, clique em "Click here" para solicitar novos Players Ids

If any new players joined your league this season, please enter their information below. Click the Update button to add them to this season's Player Roster and return to this page.

If you need more Player ID numbers please [click here](#). And if you have any problems uploading players, please visit the [Customer Service](#) for more information.

| Player ID | First Name | Last Name | Birth Date |
|----------------------|----------------------|----------------------|---|
| <input type="text"/> | <input type="text"/> | <input type="text"/> | <input type="text" value="yyyy-mm-dd"/> |
| <input type="text"/> | <input type="text"/> | <input type="text"/> | <input type="text" value="yyyy-mm-dd"/> |
| <input type="text"/> | <input type="text"/> | <input type="text"/> | <input type="text" value="yyyy-mm-dd"/> |

Depois de incluir todos os jogadores clique em "Update".

Lembrando que o 8º passo deve ser feito semanalmente.

9º Passo:

Ao Final da Season (mês), você fará o Report da **Season**

Clique em “Add report”

League Details for Video de passo a passo

[View Orders](#) [League Application](#) [Admin](#)

Pokémon Leagues are a fun way to get involved in playing Pokémon games with other Pokémon fans. The Pokémon event information below explains where and when a Pokémon League event is taking place near you. For more information about this league location, please contact the organizer listed below. Learn more about Pokémon Leagues, including information on how to start your own league, [here](#).

League Overview

League ID: 98941
Application: Approved
? Status: OVERDUE

Contact Information

[Edit Contact Info](#)

Leaders:

[Edit Leaders](#)

Current Season

[Report Season](#) [Place Season Order](#)

[Add Play Times](#) [Add More Play Times](#) [Add Report](#)

[Badge Case Orders](#)

Delphox 30 June, 2014 to 04 Aug, 2014

Next Season: Greninja 11 Aug, 2014 to 15 Sep, 2014

Games Played At This League

Pokémon Trading Card Game

[Edit](#)

Upcoming Play Times

Tuesday, 22 July, 2014, (12:00PM - 2:00PM)
Tuesday, 29 July, 2014, (12:00PM - 2:00PM)
Tuesday, 05 Aug, 2014, (12:00PM - 2:00PM)

Verifique se todos os jogadores que participaram da Season estão listados.

Below are lists of players who have participated in one or more seasons at your league. The players on the left participated in past seasons. Those on the right are players who you have added to the season displayed. Please use the "Add" and "Remove" checkboxes and click the Update button to move players from one list to the other. Your order for next season will depend on the number of players participating *this* season.

| Add past players | | Chestnaught | |
|------------------|------|-------------------------------------|--------------------------|
| Player ID | Name | <input type="checkbox"/> | <input type="checkbox"/> |
| 768399 | xxx | <input checked="" type="checkbox"/> | <input type="checkbox"/> |

Total players: 1

If any new players joined your league this season, please enter their information below. Click the Update button to add them to this season's Player Roster and return to this page.


If you need more Player ID numbers please [click here](#). And if you have any problems uploading players, please visit the [Customer Service](#) for more information.

| Player ID | First Name | Last Name | Birth Date |
|----------------------|----------------------|----------------------|---|
| <input type="text"/> | <input type="text"/> | <input type="text"/> | <input type="text" value="yyyy-mm-dd"/> |
| <input type="text"/> | <input type="text"/> | <input type="text"/> | <input type="text" value="yyyy-mm-dd"/> |
| <input type="text"/> | <input type="text"/> | <input type="text"/> | <input type="text" value="yyyy-mm-dd"/> |
| <input type="text"/> | <input type="text"/> | <input type="text"/> | <input type="text" value="yyyy-mm-dd"/> |

Selecione-os e clique em "Update" depois no botão de "Next"

10º Passo:

Selecione a Season que a pessoa participou e depois clique em "Next"



- Explore Pokémon
- Watch Pokémon TV
- Play Games
- Trading Card Game
- Video Games
- Attend Events

ORGANIZED PLAY
PLAYER ID: 718159

- OP Tools Dashboard
- Player Information
- Organizer Information
- Professors
- Log Out

Players and Past Seasons Video de passo a passo

| Player Name | Froakie | Yveltal | Chestnaught |
|---------------|-------------------------------------|--------------------------|-------------|
| 768399 xxxx y | <input checked="" type="checkbox"/> | <input type="checkbox"/> | Yes |

Pronto!

Você acabou de reportar desta Season e já pode solicitar a Liga do próximo mês (repita todos os passos).